

Father's Day

These Blackline Masters can be completed in a variety of ways. The activities are designed to be stimulating, crafty and fun! They range from simple colouring to more complex artworks depending on your requirements – it's up to you! They will equip children with important skills like colouring, cutting, gluing, folding, constructing and creative thinking. Below are some hints and tips for each activity to help you get the most out of your Blackline Masters.

Father's Day Blackline Masters have been designed to celebrate Dad on his special day! Ideal for Father's Day there are also some activities that can be used all year round. Students are able to create beautiful keepsakes for Dad or someone special such as an Uncle or Grandfather. Students can work individually or as part of a group. Experiment with materials and art techniques.

World's Best Dad Certificate

Students can make a special certificate for Dad. Simply ask them to colour, decorate and fill out the details for a quick and easy activity.

Dad's Desktop Tool Box

Scissors and glue will be required to complete this activity. For best results, copy the Blackline Master onto cover paper. Ask students to decorate and cut out their tool box. Fold the tool box along the dotted lines. Glue the tabs and sides together to form the tool box. Glue, tape or use paper fasteners to attach the ruler handle to the top of the tool box.

This is my Dad Activity Sheet

Ask students to fill in the activity sheet questions and create a portrait of their Dad in the frame above. Discuss facial features and what makes their Dad unique. Observe portraits by a range of artists to discuss techniques and effects. Alternatively students could simply add a photo or cut pictures from magazines to make a collage about their Dad. Students can also colour and decorate the frame. If you would prefer not to have Dad's details, you could also mask the bottom half of the page when photocopying with a blank sheet of paper and have students fill in the details themselves.

Dad Scrapbook Activity Sheet

Ask students to fill in the scrapbook activity sheet. Include photos or drawings of Dad, family, friends and his favourite things. Experiment with a range of materials and layers to create a scrapbook effect.

Father's Day Cards

Scissors will be required to complete this activity. For best results, copy the Blackline Master onto cover paper. Ask students to choose a card, cut it out and fold the card along the dotted line. Have students colour and decorate their card. Have students write a special message inside their card and give to Dad or someone special.

Dad Rocks Colouring Sheet

Ask students to colour and decorate using Dad's favourite colours. Encourage students to use pattern and line techniques to further expand this activity. Remember these sheets can be enlarged or reduced on a photocopier according to your requirements.

Dad's Day Puzzle Book

Scissors will be required to complete this activity. For best results, copy the Blackline Master onto cover paper. Ask students to cut out the sheet and fold along the dotted lines to create their booklet. Ask the students to decorate the book for Dad, leaving the puzzles for him to complete on Father's Day.

Father's Day Vouchers

Scissors and glue will be required to complete this activity. For best results, copy the Blackline Master onto cover paper. Ask students to cut out the vouchers and envelope. Have students colour and decorate. To construct the envelope, fold along the dotted lines, glue the tab and the inside flap together to make a pocket. Students can fill out the vouchers and place them inside the envelope to give as a special gift.

Happy Father's Day Colouring Sheet

Ask students to colour and decorate their sheet for a quick and easy craft activity. Remember these sheets can be enlarged or reduced on a photocopier according to your requirements.

Kindness Certificates

Scissors will be required to complete this activity. For best results, copy the Blackline Master onto cover paper. Ask students to colour and decorate. Have students fill in the certificates, cut them out and give to someone special for Father's Day. If not using for Father's Day simply have students cut off the Happy Father's Day message at the bottom.



World's Best Dad

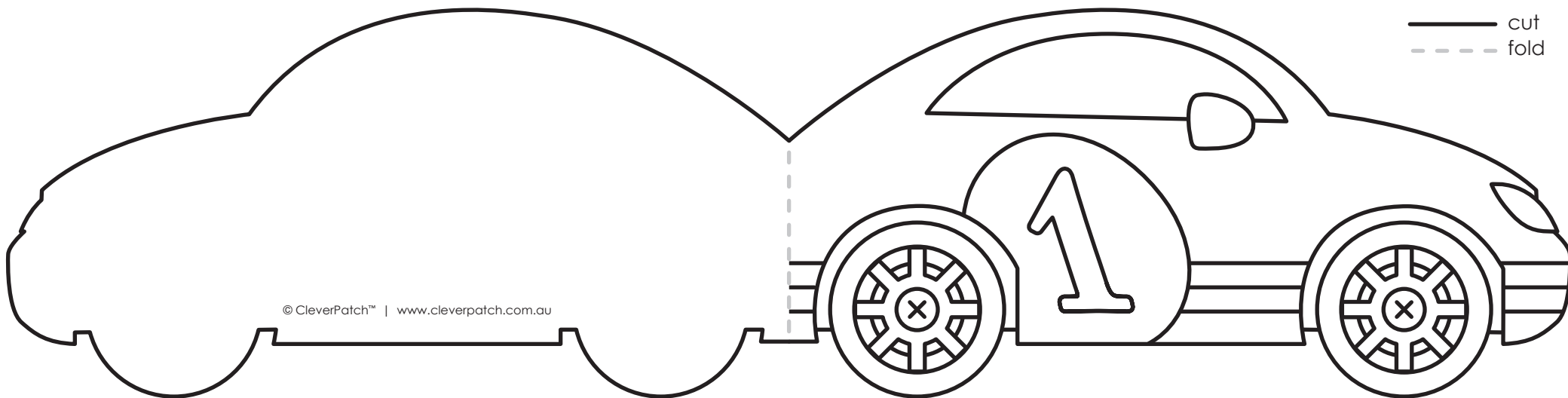
Awarded to

Date


Signed




— cut
- - - fold



© CleverPatch™ | www.cleverpatch.com.au



© CleverPatch™ | www.cleverpatch.com.au



This is my Dad

My Dad's name is _____

My Dad has _____ hair

My Dad has _____ eyes

My Dad's favourite food is _____

My Dad's favourite colour is _____

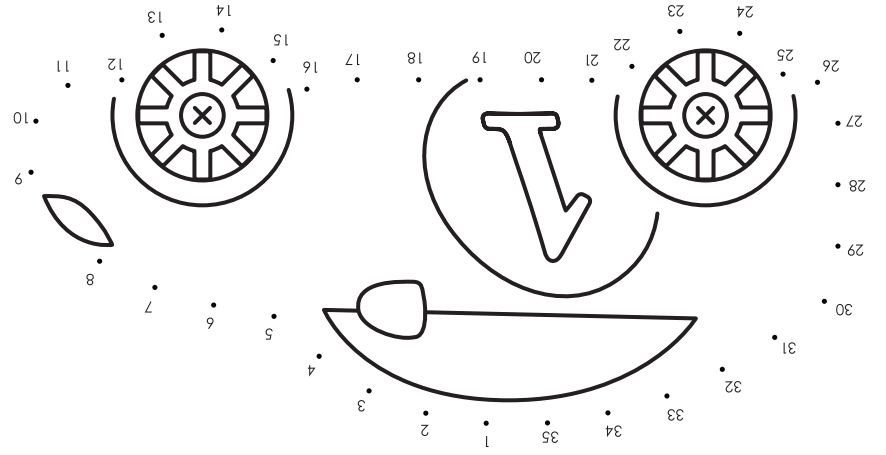
My Dad likes _____

s k p d a w e s o m e p g
 a n d a d c f z p r c m n
 a n d a d c f z p r c m n
 r b m q e t a u q w a u b
 ! n o ! y l t p l e k v !
 n r e x t r h j s t c h e
 g ! i c w f t e p t e i u q
 a p s l n t r h r y e o j
 s c w u d r v x o n v a b
 k g i z p r m b n b e f v
 r b o c g e l v g t r t h
 j y w e k s r s m c q x z
 a p d d y g l o v i n g

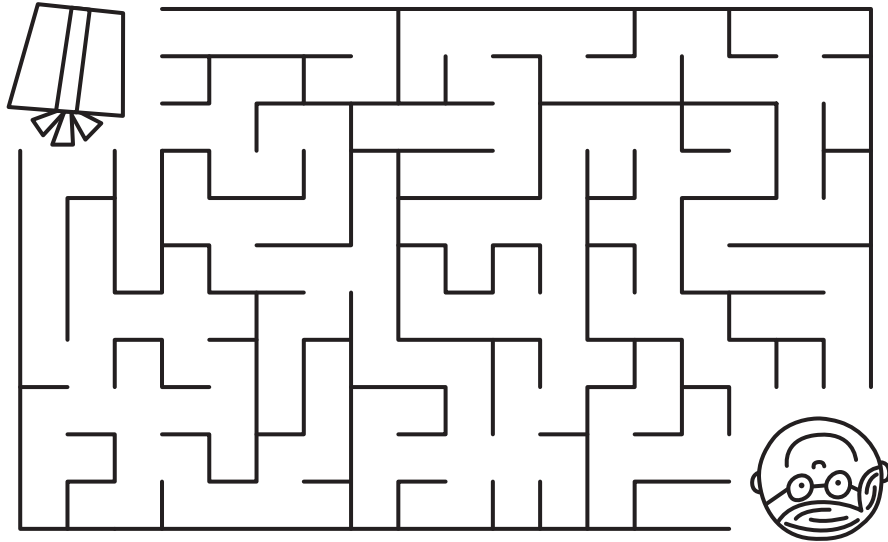
- Awesome
- Brave
- Caring
- Clever
- Dad
- Daddy
- Father
- Loving
- Strong
- Super




answer: race car



I'm fast, I run in circles and I never travel alone, I can even spell my name forwards and backwards. What am I?




Dad, find a way to get to your present!



Love from:


Father's Day Vouchers

Father's Day voucher for



With love from

Father's Day voucher for




With love from

Father's Day voucher for

One big hug!

With love from




— cut
- - - fold

© CleverPatch™ | www.cleverpatch.com.au



HAPPY





FATHER'S



DAY







Dad



Thank
you



Thank you for _____

Happy Father's Day, love _____

I love
you




I love you because _____

Happy Father's Day, love _____

— cut
- - - fold

Dad's Desktop
Tool Box

© CleverPatch™ | www.cleverpatch.com.au



With love from: _____

Tool Box
Dad's Desktop

